

CLEVELAND BRFSS CHRONIC DISEASE DATA, 2015

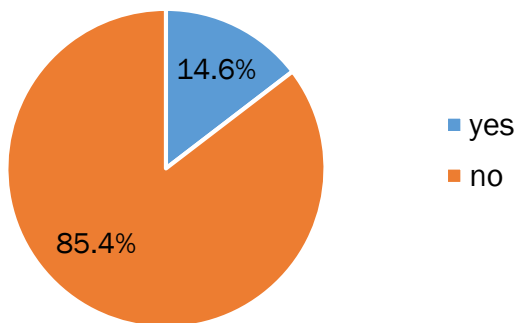
Question: Have you ever been told by a doctor, nurse, or health professional that you have diabetes?

Yes	14.6%
No	85.4%

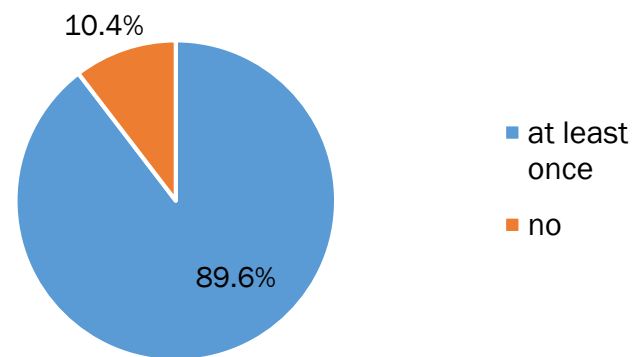
Question: Have you seen a doctor, nurse, or other health professional for your diabetes in the past 12 months?

At least once	89.6%
No	10.4%

Have Diabetes, 2015



Been to the Doctor for Diabetes, 2015



Note: The above tables summarize chronic disease data among 2,187 Cleveland adults 18 and over who completed the Cleveland BRFSS in 2015. A more detailed description of the methodology is available at our website at <http://www.prchn.org/BRFSSMethodology.aspx>.

CLEVELAND BRFSS CHRONIC DISEASE DATA, 2015

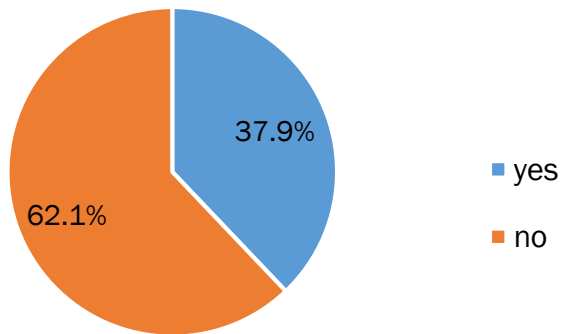
Question: Have you ever been told by a doctor, nurse, or health professional that you have high blood pressure?

Yes	37.9%
No	62.1%

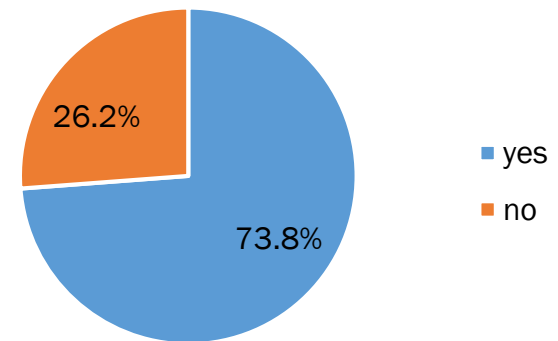
Question: Are you currently taking medicine for your high blood pressure?

Yes	73.8%
No	26.2%

Have Hypertension, 2015



Taking Medication for Hypertension, 2015



Note: The above tables summarize chronic disease among 2,187 Cleveland adults 18 and over who completed the Cleveland BRFSS in 2015. A more detailed description of the methodology is available at our website at <http://www.prchn.org/BRFSSMethodology.aspx>.

CLEVELAND BRFSS CHRONIC DISEASE DATA, 2015

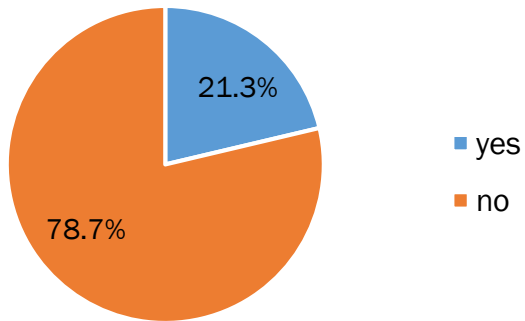
Question: Have you ever been told by a doctor, nurse, or other health professional that you had asthma?

Yes	21.3%
No	78.7%

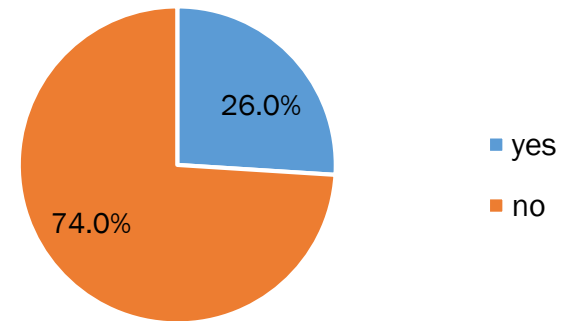
Question: Have you ever been told by a doctor that you have a depressive disorder, including depression, major depression, dysthymia, or minor depression?

Yes	26.0%
No	74.0%

Ever Had Asthma, 2015



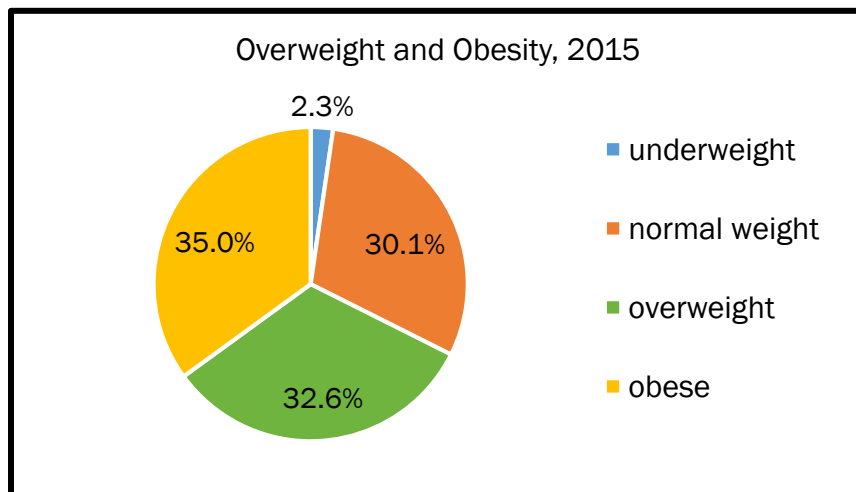
Ever Had Depression, 2015



Note: The above tables summarize chronic disease among 2,187 Cleveland adults 18 and over who completed the Cleveland BRFSS in 2015. A more detailed description of the methodology is available at our website at <http://www.prchn.org/BRFSSMethodology.aspx>.

CLEVELAND BRFSS CHRONIC DISEASE DATA, 2015

Question: Calculated BMI		
	Underweight	2.3%
	Normal weight	30.1%
	Overweight	32.6%
	Obese	35.0%



Note: The above table summarizes chronic disease among 2,187 Cleveland adults 18 and over who completed the Cleveland BRFSS in 2015. A more detailed description of the methodology is available at our website at <http://www.prchn.org/BRFSSMethodology.aspx>.

The publication report is a product of a Health Promotion and Disease Prevention Research Center supported by Cooperative Agreement Number 1U48DP005030 from the Centers for Disease Control and Prevention. The findings and conclusions in this report are those of the author(s) and do not necessarily represent the official position of the Centers for Disease Control and Prevention.

