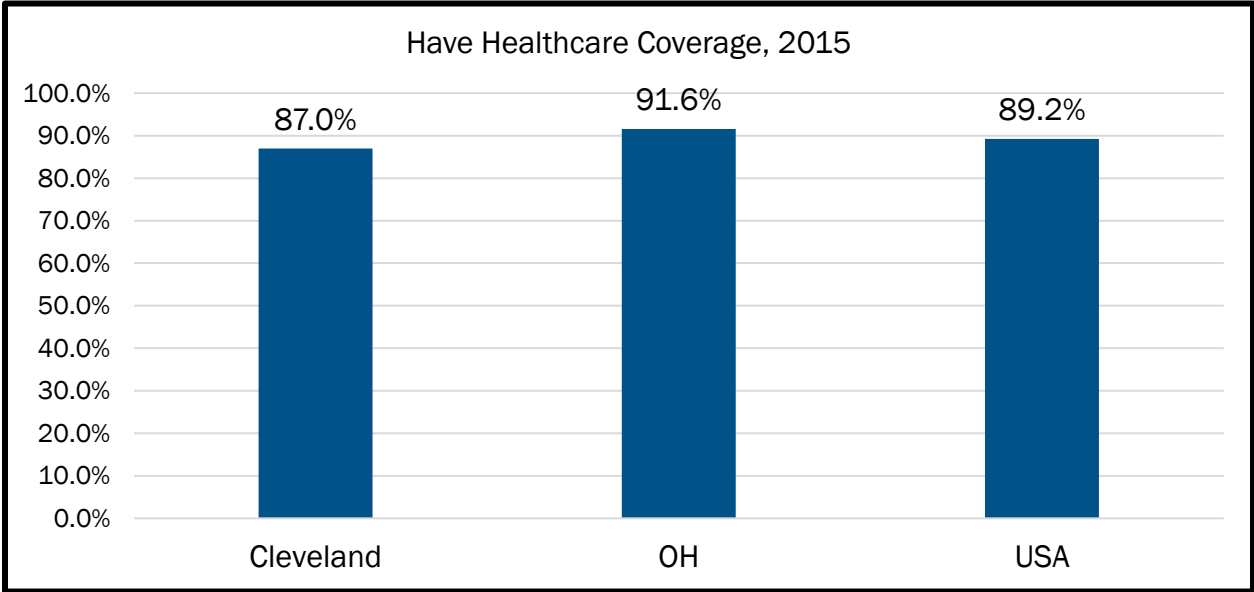


BRFSS STATE AND NATIONAL COMPARISONS OF HEALTHCARE DATA, 2015

Have healthcare coverage		
CLE % [95% CI]	OH % [95% CI]	*USA %
87.0 [84.9-89.0]	91.6 [90.6-92.6]	89.2 -



*USA median percentage

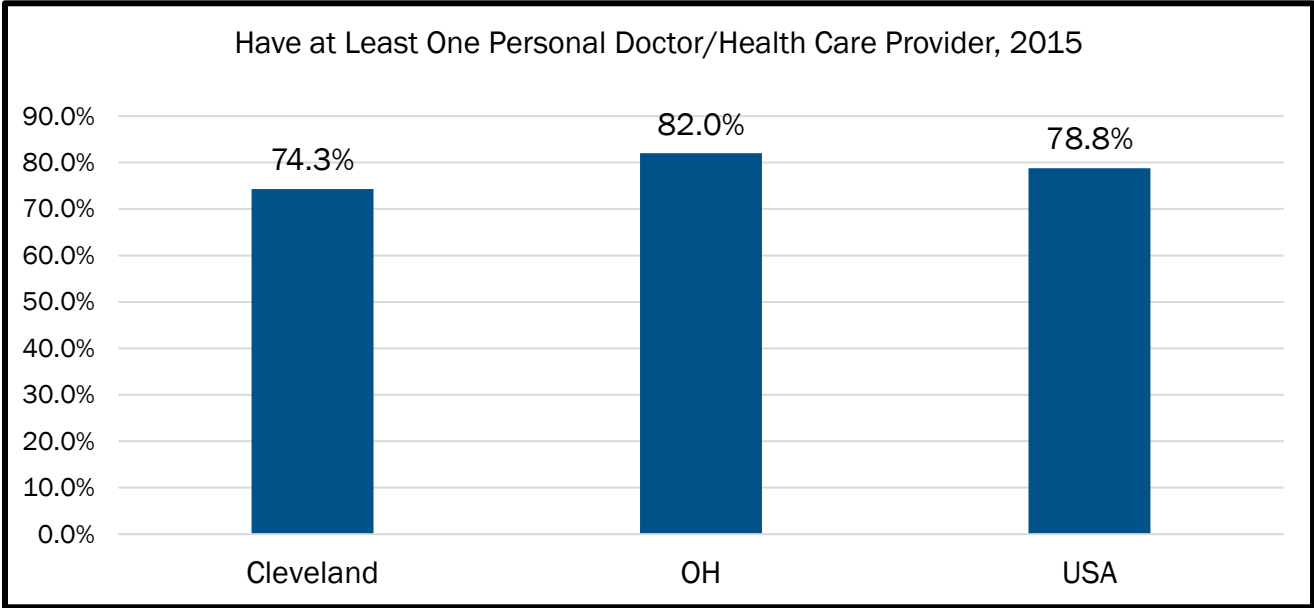
Note: 95% CI – 95% Confidence Interval. The above table summarizes alcohol use among Cleveland, Ohio, and United States adults 18 and over who completed the BRFSS in 2015. Ohio and United States data from CDC Prevalence and Trends Data Tool.

The report is a product of a Health Promotion and Disease Prevention Research Centers supported by Cooperative Agreement Number 1U48DP005030 from the Centers for Disease Control and Prevention. The findings and conclusions in this report are those of the author(s) and do not necessarily represent the official position of the Centers for Disease Control and Prevention.



BRFSS STATE AND NATIONAL COMPARISONS OF HEALTHCARE DATA, 2015

Have at least one personal doctor or healthcare provider		
CLE % [95% CI]	OH % [95% CI]	*USA %
74.3 [71.6 - 77.0]	82.0 [79.8 - 84.2]	78.8 -



*USA median percentage

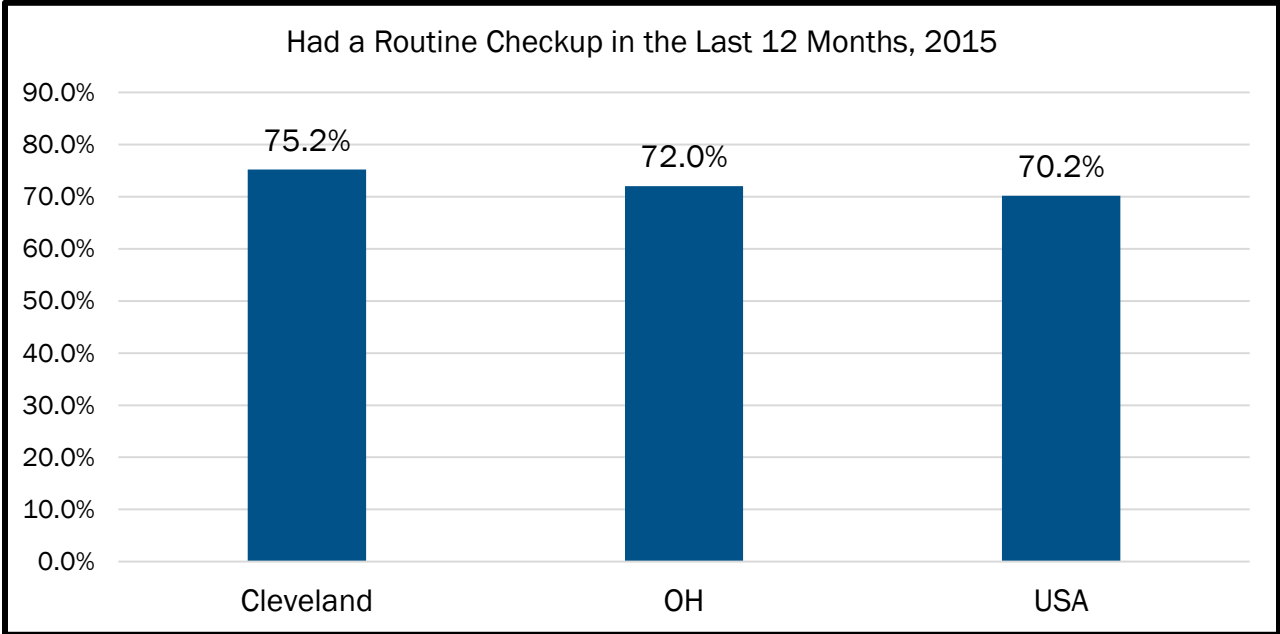
Note: 95% CI – 95% Confidence Interval. The above table summarizes alcohol use among Cleveland, Ohio, and United States adults 18 and over who completed the BRFSS in 2015. Ohio and United States data from CDC Prevalence and Trends Data Tool.

The report is a product of a Health Promotion and Disease Prevention Research Centers supported by Cooperative Agreement Number 1U48DP005030 from the Centers for Disease Control and Prevention. The findings and conclusions in this report are those of the author(s) and do not necessarily represent the official position of the Centers for Disease Control and Prevention.



BRFSS STATE AND NATIONAL COMPARISONS OF HEALTHCARE DATA, 2015

Had a routine checkup within the last 12 months		
CLE % [95% CI]	OH % [95% CI]	*USA %
75.2 [72.6-77.0]	72.0 [70.5-73.4]	70.2 -



*USA median percentage

Note: 95% CI – 95% Confidence Interval. The above table summarizes alcohol use among Cleveland, Ohio, and United States adults 18 and over who completed the BRFSS in 2015. Ohio and United States data from CDC Prevalence and Trends Data Tool.

The report is a product of a Health Promotion and Disease Prevention Research Centers supported by Cooperative Agreement Number 1U48DP005030 from the Centers for Disease Control and Prevention. The findings and conclusions in this report are those of the author(s) and do not necessarily represent the official position of the Centers for Disease Control and Prevention.

